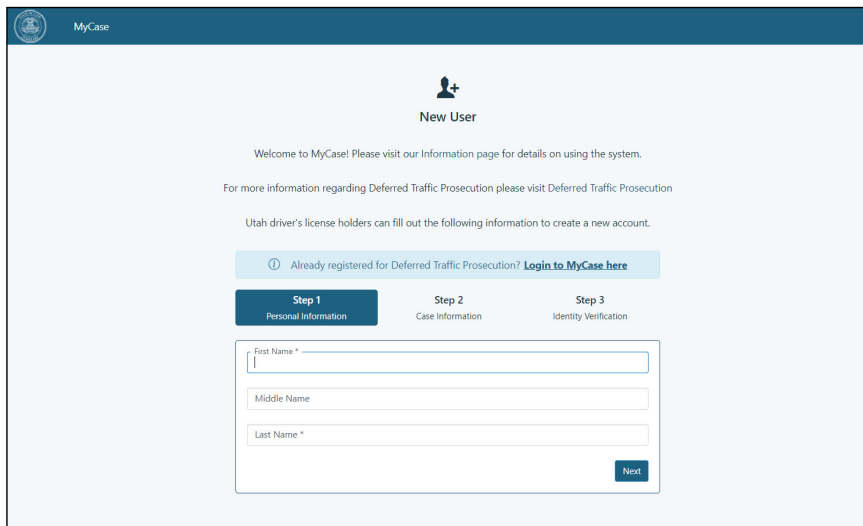



Deferred Traffic Prosecution Registration Steps


1. Visit:
<https://mycase.utcourts.gov/MyCaseWEB/DeferredProsecutionRegistration>
2. Enter your name from your driver's license
3. Click Next



The screenshot shows the 'New User' registration page on the MyCase website. The page has a dark blue header with the 'MyCase' logo. Below the header, there is a 'New User' section with a user icon and a plus sign. The text reads: 'Welcome to MyCase! Please visit our Information page for details on using the system.' and 'For more information regarding Deferred Traffic Prosecution please visit Deferred Traffic Prosecution'. Below this, it says 'Utah driver's license holders can fill out the following information to create a new account.' There is a link: 'Already registered for Deferred Traffic Prosecution? [Login to MyCase here](#)'. The registration process is divided into three steps: 'Step 1: Personal Information', 'Step 2: Case Information', and 'Step 3: Identity Verification'. Step 1 is currently active. The form for Step 1 includes three text input fields: 'First Name *', 'Middle Name', and 'Last Name *'. A 'Next' button is located at the bottom right of the form.

4. Choose to either enter your court case number OR your citation number


MyCase



New User

Welcome to MyCase! Please visit our Information page for details on using the system.

For more information regarding Deferred Traffic Prosecution please visit Deferred Traffic Prosecution

Utah driver's license holders can fill out the following information to create a new account.

Note

- Court Case numbers are exactly 9 digits and contain only numbers.
- Citation number must be at least one but not more than 10 characters with numbers and letters.
- The name of your court should appear on the first page of your court documents. Be sure to note whether it is "Justice" or "District" court.

Already registered for Deferred Traffic Prosecution? [Login to MyCase here](#)

Step 1
Personal Information

Step 2
Case Information

Step 3
Identity Verification

1. Enter Case Information

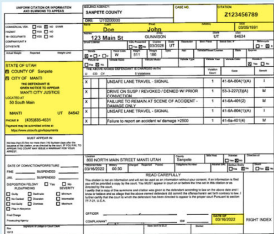
Case information as it appears on the Traffic Citation

Please select the option below

☐ Court Case Number

☐ Citation Number

Example of Citation





Previous

2. Select Case

a. Case number tips

- Court Case Number:** this is nine digits
- Location:** Use the dropdown to pick the court location where your citation was filed
- Select Continue


MyCase



New User

Welcome to MyCase! Please visit our Information page for details on using the system.

For more information regarding Deferred Traffic Prosecution please visit Deferred Traffic Prosecution

Utah driver's license holders can fill out the following information to create a new account.

① Note

- Court Case numbers are exactly 9 digits and contain only numbers.
- Citation number must be at least one but not more than 10 characters with numbers and letters.
- The name of your court should appear on the first page of your court documents. Be sure to note whether it is "Justice" or "District" court.

① Already registered for Deferred Traffic Prosecution? [Login to MyCase here](#)

Step 1

Step 2

Step 3

Personal Information

Case Information

Identity Verification

1. Enter Case Information

Case information as it appears on the Traffic Citation

Please select the option below


☒ Court Case Number

☐ Citation Number

Court Case Number

Location

① Example of Citation



[Previous](#) [Continue](#)

2. Select Case

b. Citation number tips

- Citation Number:** This can be a combination of numbers and letters
- Citation Date:** Enter the date your citation was issued

- iii. **Location:** Use the dropdown to pick the court location where your citation was filed
- iv. **Select Continue**

New User

Welcome to MyCase! Please visit our Information page for details on using the system.

For more information regarding Deferred Traffic Prosecution please visit Deferred Traffic Prosecution

Utah driver's license holders can fill out the following information to create a new account.

Note

- Court Case numbers are exactly 9 digits and contain only numbers.
- Citation number must be at least one but not more than 10 characters with numbers and letters.
- The name of your court should appear on the first page of your court documents. Be sure to note whether it is a "Justice" or "District" court.

Already registered for Deferred Traffic Prosecution? [Login to MyCase here](#)

Step 1 Personal Information **Step 2** Case Information **Step 3** Identity Verification

1. Enter Case Information

Case information as it appears on the Traffic Citation

Please select the option below

☐ Court Case Number

☒ Citation Number

Citation Number

Citation Date

Location

Example of Citation

Previous **Continue**

2. Select Case

5. **Pick your case after verifying your case information**

6. Select Continue

The screenshot shows the 'New User' registration page for MyCase. At the top, there's a header with the MyCase logo. Below it, a 'New User' section with a person icon and a welcome message. A note box contains instructions: Court Case numbers are exactly 5 digits and contain only numbers; Citation number must be at least one but not more than 10 characters with numbers and letters; The name of your court should appear on the first page of your court documents. Below the note, a link for already registered users is provided. A progress bar shows three steps: Step 1 (Personal Information), Step 2 (Case Information), and Step 3 (Identity Verification). Step 2 is currently active. Under Step 2, there are two sections: '1. Enter Case Information' and '2. Select Case'. The '2. Select Case' section has a table with columns 'Case #', 'Case Title', and 'File Date'. One case is listed: Case # 235801072, Case Title SOUTHERN CITY vs. OLTEST, JANE, and File Date 2023-05-10. There are 'Back' and 'Continue' buttons at the bottom of the table.

MyCase

New User

Welcome to MyCase! Please visit our Information page for details on using the system.

For more information regarding Deferred Traffic Prosecution please visit Deferred Traffic Prosecution

Utah driver's license holders can fill out the following information to create a new account.

Note

- Court Case numbers are exactly 5 digits and contain only numbers.
- Citation number must be at least one but not more than 10 characters with numbers and letters.
- The name of your court should appear on the first page of your court documents. Be sure to note whether it is "Justice" or "District" court.

Already registered for Deferred Traffic Prosecution? [Login to MyCase here](#)

Step 1 Personal Information

Step 2 Case Information

Step 3 Identity Verification

1. Enter Case Information

2. Select Case

Select the case you want to resolve.

Case #	Case Title	File Date
✓ 235801072	SOUTHERN CITY vs. OLTEST, JANE	2023-05-10

Back Continue

- ## 7. Enter your Utah driver's license number
- Only those with a Utah driver's license can use Deferred Traffic Prosecution. But you can still view your case with a MyCase account without a license.
 - If you don't have a Utah driver's license, email mycase@outcourts.gov to get an account. Provide:
 - Your case number
 - Your court location
 - A copy of your government-issued ID

8. Acknowledge the confidential information disclosure
9. Select Verify

The screenshot shows the 'New User' registration page for MyCase. The page has a dark blue header with the MyCase logo. Below the header, there is a 'New User' section with a welcome message and a link to the Information page. A note states that Utah driver's license holders can fill out the following information to create a new account. There are two main paths: 'Already registered for Deferred Traffic Prosecution? Login to MyCase here' and a multi-step registration process. The registration process consists of four steps: Step 1: Personal Information, Step 2: Case Information, Step 3: Identity Verification, and Step 4: Registration Complete. Step 3 is currently active, showing a form for 'Utah Driver License' and a checkbox for acknowledging confidential information. Below the checkbox is a disclaimer about the misuse of information. At the bottom of the form are 'Previous' and 'Verify' buttons. Below the form are four more steps: 2. Email Verification, 3. Password Verification, and 4. Registration Complete.

MyCase

New User

Welcome to MyCase! Please visit our Information page for details on using the system.

For more information regarding Deferred Traffic Prosecution please visit Deferred Traffic Prosecution

Utah driver's license holders can fill out the following information to create a new account.

Already registered for Deferred Traffic Prosecution? [Login to MyCase here](#)

Step 1 Personal Information Step 2 Case Information Step 3 Identity Verification

1. Identity Verification

Utah Driver License*

☐ MyCase records contain confidential information. By clicking on the button below, you acknowledge that you are authorized to access this case and the information within. Misuse of the information contained in this MyCase record is a Class B misdemeanor (UCA 63C-2-801) and punishable by a fine of up to \$1000 and up to six months in jail.

Previous Verify

2. Email Verification

3. Password Verification

4. Registration Complete

- a. If the information you entered doesn't find a match, try entering the information again. If that does not work, [contact the court](#) where your citation was filed.

The information you entered doesn't match our records.

Here are your options:

- Please contact the court listed on your citation for help.
Visit Court Directory for the court's contact information.
- Contact the Self-Help Center for additional assistance with account registration.
Visit Self-Help to contact Self-Help Center.
- Visit our information page for details about Deferred Traffic Prosecution.

[Back](#) [Exit](#)

Utah Driver License*

☒ MyCase records contain confidential information. By clicking on the button below, you acknowledge that you are authorized to access this case and the information within. Misuse of the information contained in this MyCase record is a Class B misdemeanor (UCA 63G 2-801) and punishable by a fine of up to \$1000 and up to six months in jail.

[Previous](#) [Verify](#)

2. Email Verification

3. Password Verification

4. Registration Complete

10. Once your identity is verified, enter a valid email address. You must agree to receive notifications there.

New User

Welcome to MyCase! Please visit our Information page for details on using the system.

For more information regarding Deferred Traffic Prosecution please visit Deferred Traffic Prosecution

Utah driver's license holders can fill out the following information to create a new account.

[Already registered for Deferred Traffic Prosecution? Login to MyCase here](#)

Step 1 Personal Information

Step 2 Case Information

Step 3 Identity Verification

1. Identity Verification

2. Email Verification

Enter your email address

☐ I agree to receive notifications and updates about my case at this email address. If my email address changes, I will update it immediately. I understand that I must check this email address regularly while this case is pending with the court. I understand that if I do not timely respond to documents emailed to me or if I fail to attend a scheduled hearing, the court may rule in favor of another party and/or enter judgment against me.

[Back](#) [Continue](#)

3. Password Verification

4. Registration Complete

- a. If the email address is already registered for a MyCase account you will see the message below. Log in using your password
 - i. Skip to number 18

The screenshot shows the 'New User' registration page on the MyCase website. At the top, there is a header with the MyCase logo. Below the header, the page is titled 'New User' with a user icon. A welcome message follows: 'Welcome to MyCase! Please visit our Information page for details on using the system.' Below this, a note states: 'For more information regarding Deferred Traffic Prosecution please visit Deferred Traffic Prosecution. Utah driver's license holders can fill out the following information to create a new account.'

The registration process is divided into three steps: Step 1 (Personal Information), Step 2 (Case Information), and Step 3 (Identity Verification). Step 3 is currently active. Below the steps, there are three main sections: '1. Identity Verification', '2. Email Verification', and '3. Registration Complete'.

In the '2. Email Verification' section, there is a text input field for the email address. Below the field, a message reads: 'This email address is already associated with an account. Please login.' Below this message, there is a password input field labeled 'Password'. At the bottom of the form, there are three buttons: 'Back', 'Forgot/Reset Password', and 'Login'.

- b. If you have already registered your case and email address, you will see this message, "The case party association already exists for the MyCase account"
 - i. Click on **Login to MyCase here** in the registration steps or go to <https://mycase.utcourts.gov> to log in using your existing credentials

MyCase

New User

Welcome to MyCase! Please visit our Information page for details on using the system.
For more information regarding Deferred Traffic Prosecution please visit Deferred Traffic Prosecution
Utah driver's license holders can fill out the following information to create a new account.

Already registered for Deferred Traffic Prosecution? [Login to MyCase here](#)

Step 1 Personal Information Step 2 Case Information Step 3 Identity Verification

1. Identity Verification

2. Email Verification

Email Address

This email address is already associated with an account. Please login.

Back Forgot/Reset Password Login

3. Registration Complete

11. A verification code will be sent to the email address entered if it has not already been registered for a MyCase account
12. Enter the verification code sent to your email address
13. Select Continue

MyCase

New User

Welcome to MyCase! Please visit our Information page for details on using the system.

For more information regarding Deferred Traffic Prosecution please visit Deferred Traffic Prosecution

Utah driver's license holders can fill out the following information to create a new account.

Already registered for Deferred Traffic Prosecution? [Login to MyCase here](#)

Step 1 Personal Information Step 2 Case Information Step 3 Identity Verification

1. Identity Verification

2. Email Verification

testemail@email.com

Enter verification code sent to your email address.

Enter verification code

Back Reused Code Continue

3. Password Verification

4. Registration Complete

14. Enter a password
15. Select Continue

MyCase

New User

Welcome to MyCase! Please visit our Information page for details on using the system.

For more information regarding Deferred Traffic Prosecution please visit Deferred Traffic Prosecution

Utah driver's license holders can fill out the following information to create a new account.

Already registered for Deferred Traffic Prosecution? [Login to MyCase here](#)

Step 1 Personal Information Step 2 Case Information Step 3 Identity Verification

1. Identity Verification

2. Email Verification

3. Password Verification

You need a password you will remember.
8 or more characters and at least one each of uppercase letters, lowercase letters, numbers and special characters (0-9%*&+)

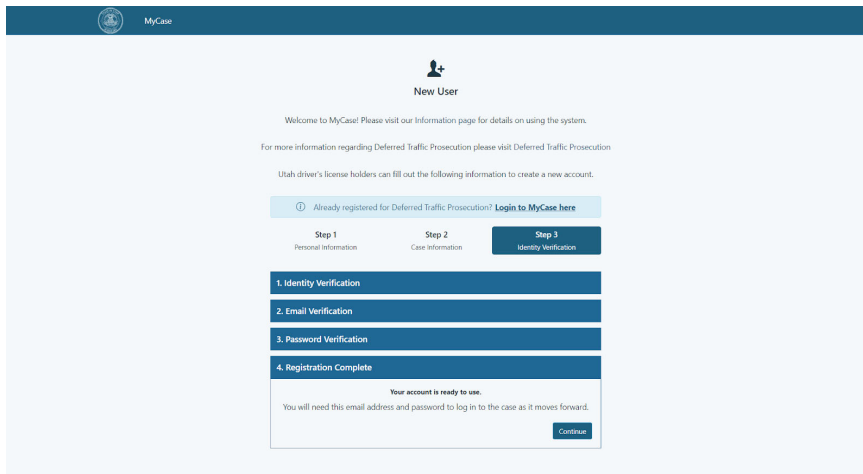
Enter your desired password Password

Re-enter your password Confirm Password

Back Continue

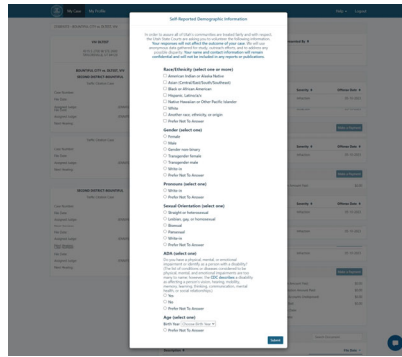
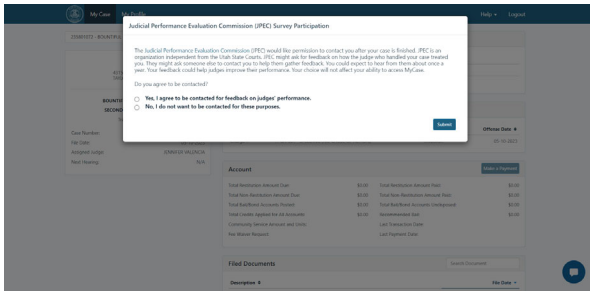
4. Registration Complete

16. Your account is now ready to use
 - a. Select Continue to log into MyCase

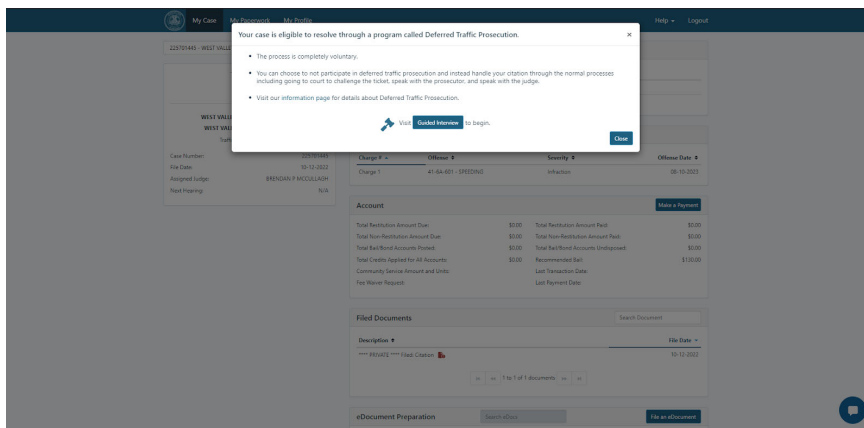
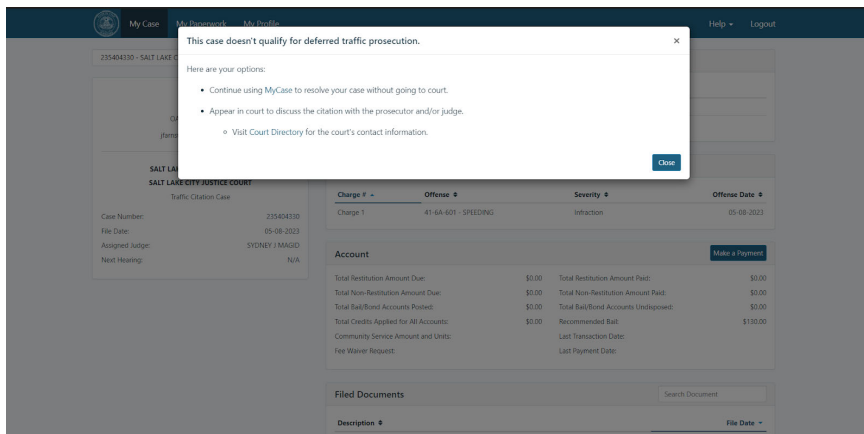


The screenshot shows the 'New User' registration page for MyCase. At the top, there is a blue header with the MyCase logo and name. Below the header, a 'New User' icon and title are centered. The page contains a welcome message and instructions for new users. A light blue box asks if the user is already registered for Deferred Traffic Prosecution, with a link to 'Login to MyCase here'. Below this, a progress bar shows three steps: 'Step 1: Personal Information', 'Step 2: Case Information', and 'Step 3: Identity Verification'. The 'Step 3' button is highlighted in dark blue. Underneath the progress bar, four steps are listed in a vertical stack: '1. Identity Verification', '2. Email Verification', '3. Password Verification', and '4. Registration Complete'. The '4. Registration Complete' step is highlighted in dark blue. At the bottom, a message states 'Your account is ready to use.' and 'You will need this email address and password to log in to the case as it moves forward.' A 'Continue' button is located at the bottom right of this message box.

17. If this is the first time you've logged into MyCase you will see two surveys
 - a. Complete both surveys and select Submit



18. You will see the Case Information screen for the case you registered and you will see a message letting you know if your case qualifies for Deferred Traffic Prosecution



19. If your case is eligible, click on Guided Interview to begin a series of questions to start your enrollment
 - a. An application and order will need to be submitted and payment is required for a fine and fee
20. When you have successfully enrolled in Deferred Traffic Prosecution, after completing the

application and making the payment(s) you will see a confirmation message on the Case Information screen when logged into MyCase

My CaseMy PaperworkMy ProfileHelpLogout

235709547 - WEST VALLEY CITY vs. DLTEST, SAM

SAM DLTEST

jamesworth@cedarcity.org

WEST VALLEY CITY vs. DLTEST, SAM

WEST VALLEY CITY JUSTICE COURT

Deferred Traffic Pro Case

Congrats

You're successfully enrolled in Deferred Traffic Prosecution.

Click on "Application and Order of Deferred Traffic Prosecution" in the Documents section to view the terms of your agreement.

Case Number:235709547

File Date:06-27-2023

Assigned Judge:CLINT GILMORE

Next Hearing:N/A

Parties

Type	Party	Represented By
Defendant	SAM DLTEST	-
Plaintiff	WEST VALLEY CITY	RHAN ROBINSON

Charges

Charge #	Offense	Severity	Offense Date
Charge 1	41-6A-601 - SPEEDING (DEFERRED TRAFFIC PRO)	Infraction	06-27-2023

Account

Total Restitution Amount Due:\$0.00

Total Non-Restitution Amount Due:\$135.00

Total Bail/Bond Accounts Posted:\$0.00

Total Credits Applied for All Accounts:\$0.00

Community Service Amount and Units:

Fee Waiver Request:

Total Restitution Amount Paid:\$0.00

Total Non-Restitution Amount Paid:\$135.00

Total Bail/Bond Accounts Undeposited:\$0.00

Recommended Bail:\$0.00

Last Transaction Date:06-27-2023

Last Payment Date:

Make a Payment

Filed Documents

Search Document

Description	File Date
-------------	-----------